



CM 03-05

Paper Poppers

RULES: Practical Shooting Handbook, Latest Edition **COURSE DESIGNER:** Clif King – Modifications by US Design Team

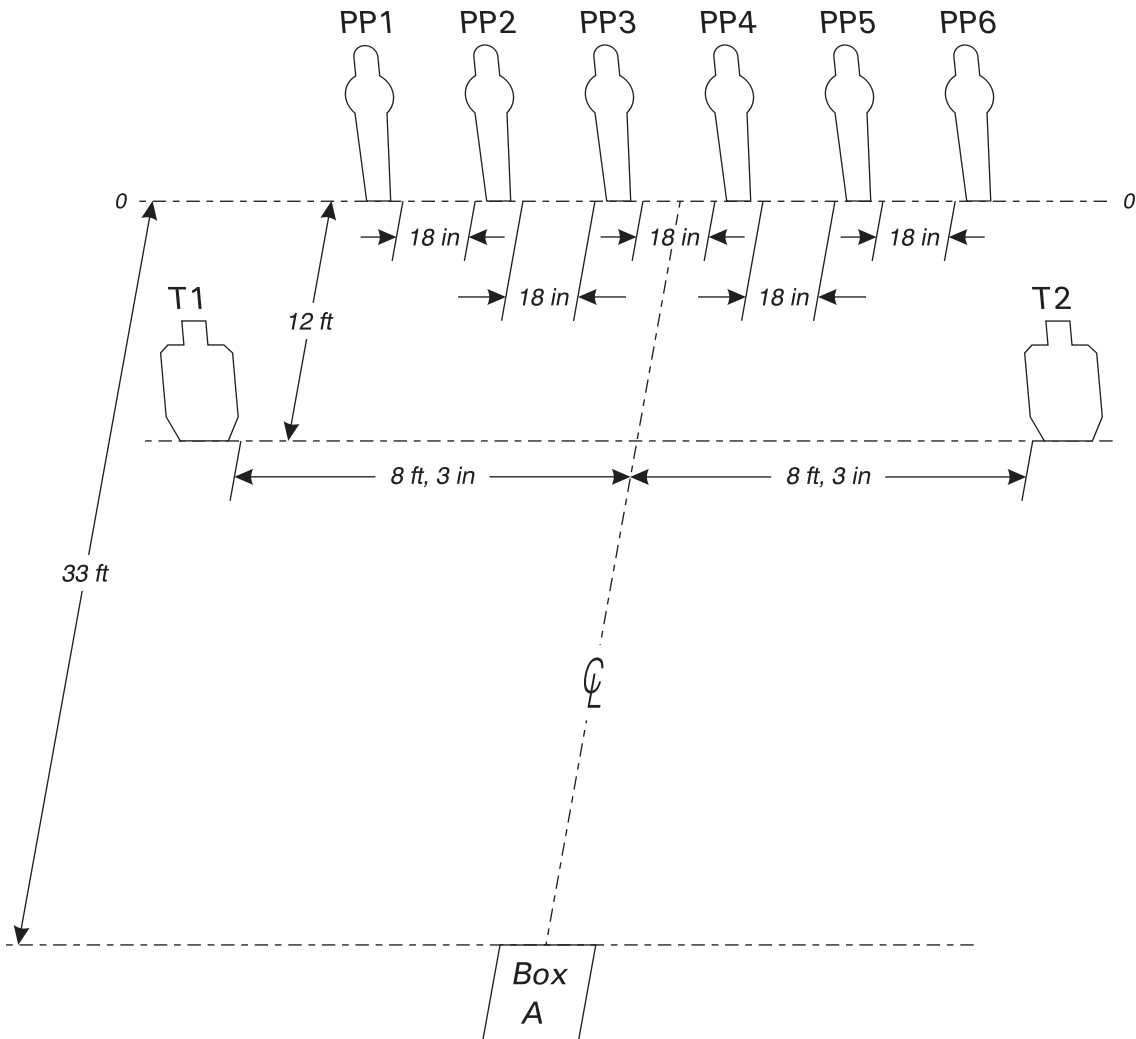
START POSITION: Standing in Box A, hands at surrender position (wrists above shoulders). Handgun is loaded and holstered as per ready condition in rule 8.1.1 and 8.1.2.

STAGE PROCEDURE

Upon start signal, engage either Array 1, or Array 2, perform a mandatory reload and engage the second array. Paper requires two rounds each and steel must fall to score. A mandatory reload is required whenever changing arrays. Array 1 = paper; Array 2 = steel.

SCORING

SCORING: Comstock, 10 rounds, 50 points
TARGETS: 2 IPSC, 6 Pepper poppers
SCORED HITS: Best 2/paper, KD = 1 A
START - STOP: Audible - Last shot
PENALTIES: Per current edition USPSA Practical Shooting Handbook.



SETUP NOTES: Set paper targets to 5 feet high at shoulders. Box A is 3-feet by 3-feet.





River City Shooters July 26, 2015

Title: All or Nothing

Designed by: Loki



START POSITION: both feet on start fault line.

GUN READY CONDITION: Gun loaded and holstered

SCORING: Comstock 27_ rounds, _135_ points

TARGETS: 11_ IPSC, 3 PP, USP, 2_ Plates

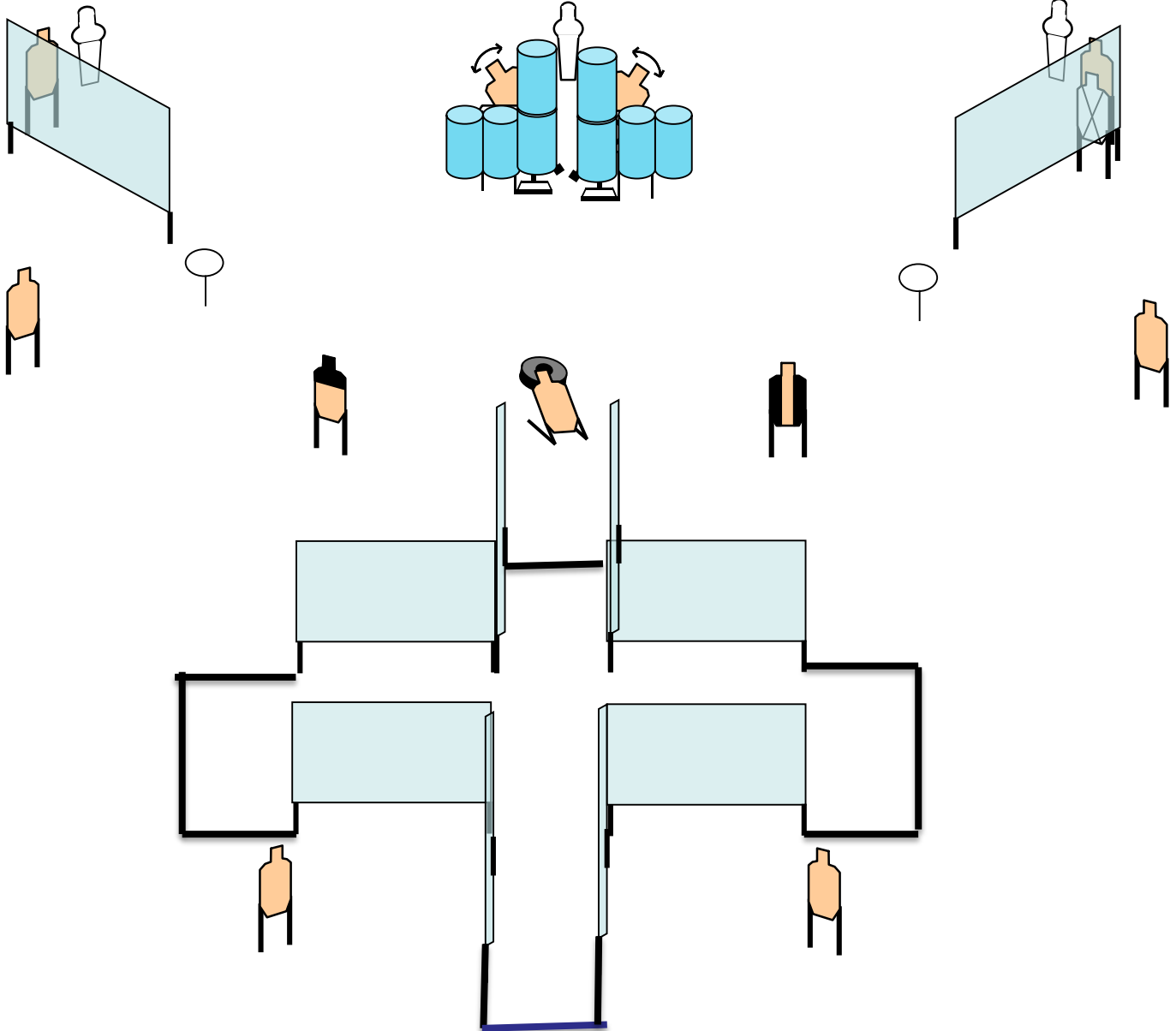
SCORED HITS: Best 2 per paper, KD steel = 1A

START-STOP: Audible - Last shot

RULES: USPSA current edition

NOTES: *ALL walls are floor to ceiling.*

STAGE PROCEDURE: on signal engage targets as they become visible from the confines of shooting area





River City Shooters July 26, 2015
Title: All Out Blow Out
Designed by: Loki

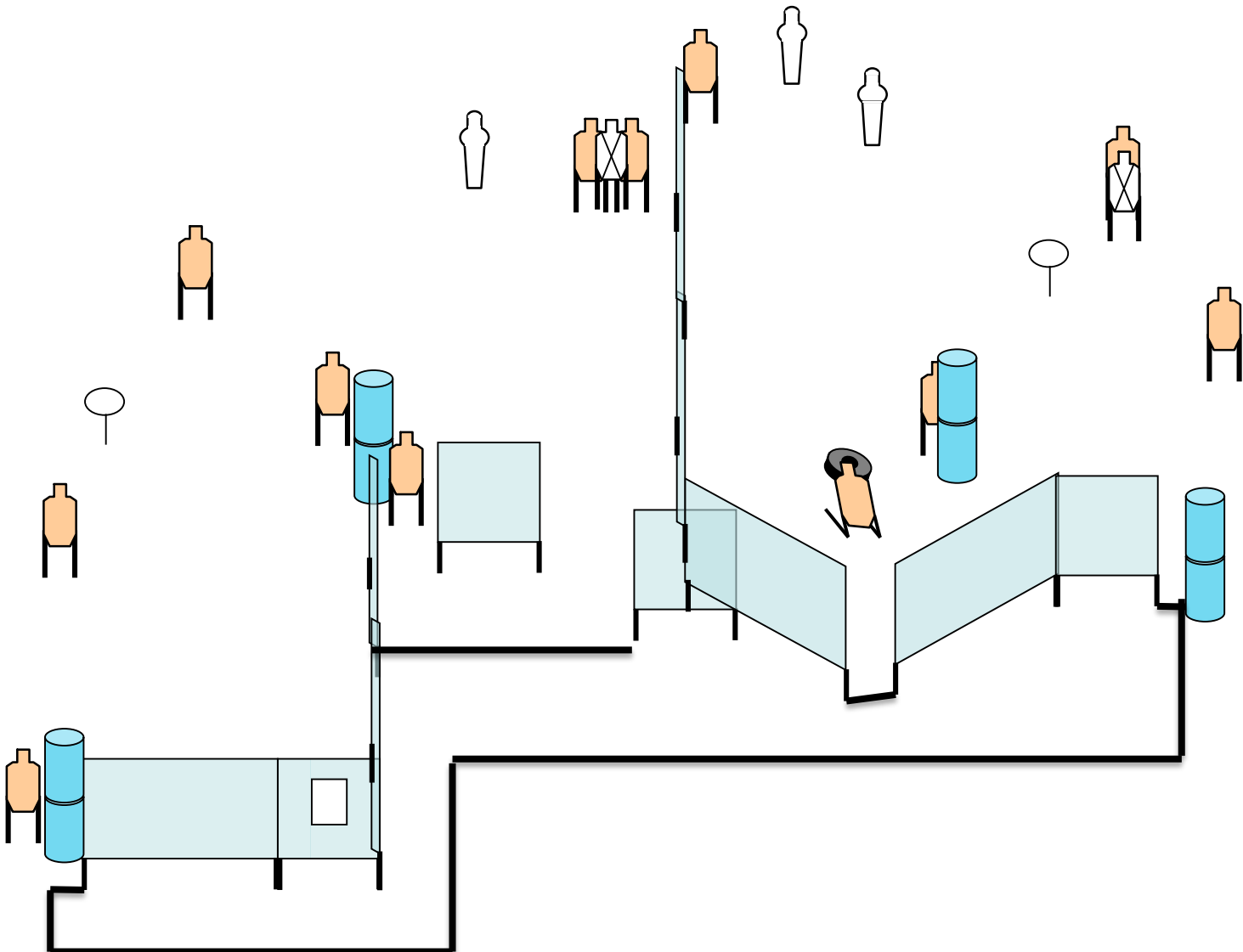


START POSITION: standing in shooting area toes touching front fault line, both hands holding bat

GUN READY CONDITION: Gun loaded and holstered

SCORING: Comstock 29_ rounds, _145_ points
TARGETS: 12_ IPSC, 3 PP, USP, _2_ Plates
SCORED HITS: Best 2 per paper, KD steel = 1A
START-STOP: Audible - Last shot
RULES: USPSA current edition
NOTES: *ALL walls are floor to ceiling.*

STAGE PROCEDURE: on signal engage targets as they become visible from the confines of shooting area





River City Shooters July 26, 2015
 Title: All In a Day's Work
 Designed by: Loki

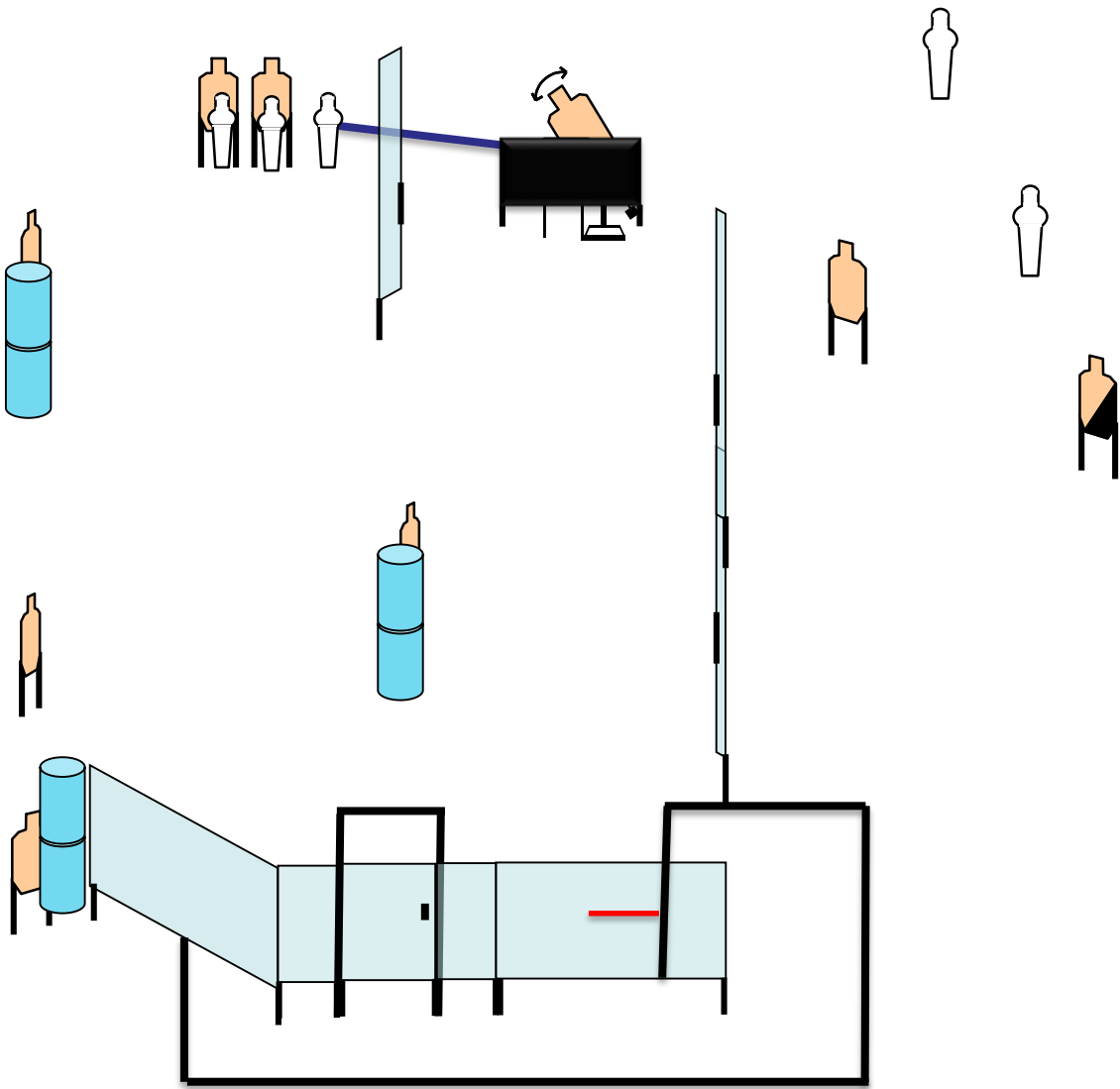


START POSITION: hands on x's on wall

GUN READY CONDITION: Gun loaded and holstered

SCORING: Comstock 23_ rounds, _105_ points
TARGETS: _9 IPSC, 2 PP, 3 USP, _ Plates
SCORED HITS: Best 2 per paper, KD steel = 1A
START-STOP: Audible - Last shot
RULES: USPSA current edition
NOTES: *ALL walls are floor to ceiling.*

STAGE PROCEDURE: on signal engage targets as they become visible from the confines of shooting area





River City Shooters July 26, 2015

Title: All Out Assault

Designed by: Loki



START POSITION: hands on x's of either wall

GUN READY CONDITION: Gun unloaded laying flat on table, all magazines on table.

SCORING: Comstock 28_ rounds, _140_ points

TARGETS: _13IPSC, 2 PP, USP, _ Plates

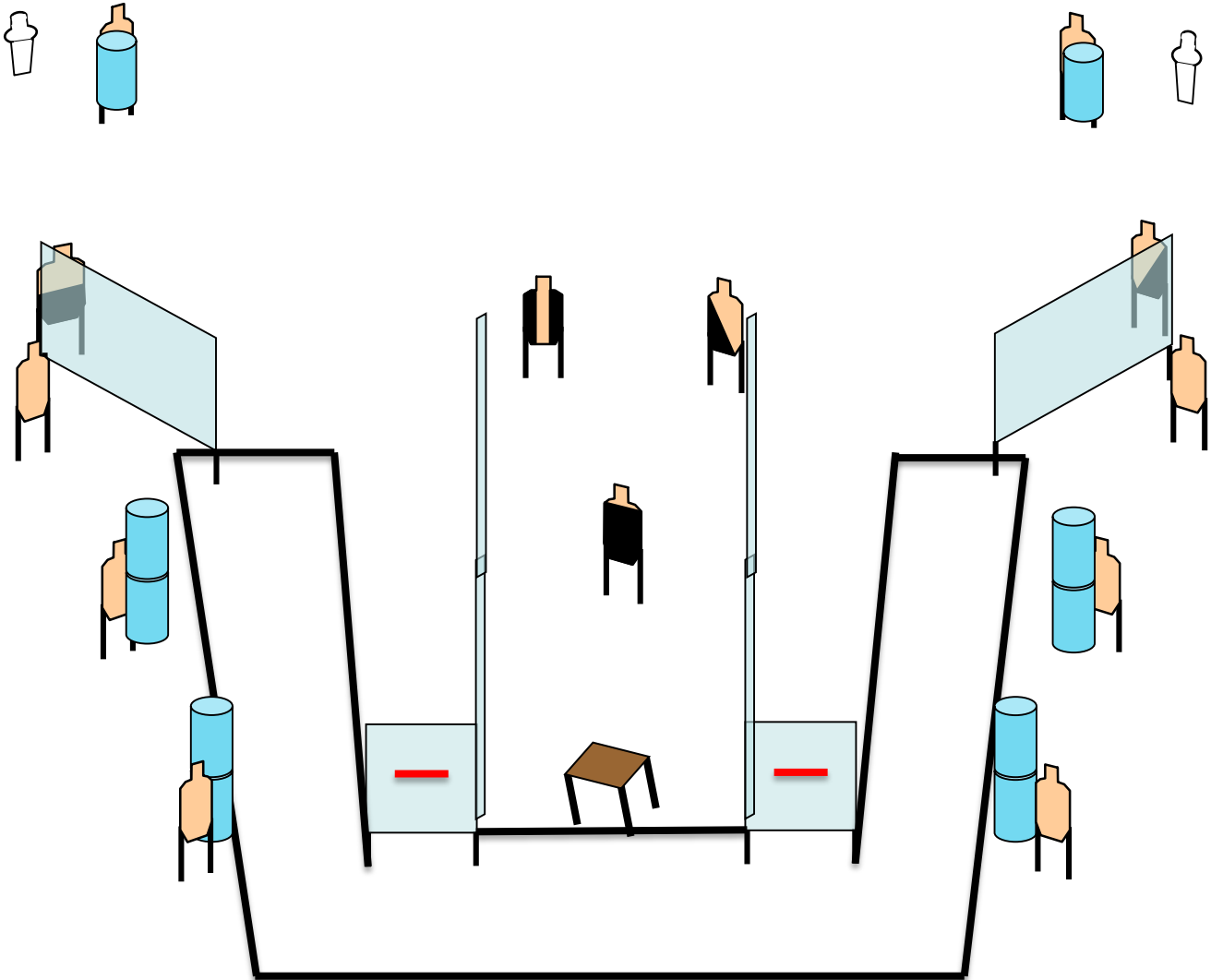
SCORED HITS: Best 2 per paper, KD steel = 1A

START-STOP: Audible - Last shot

RULES: USPSA current edition

NOTES: *ALL walls are floor to ceiling.*

STAGE PROCEDURE: on signal engage targets as they become visible from the confines of shooting area





River City Shooters July 26, 2015
Title: All Meat No Potatoes
Designed by: Loki



START POSITION: standing in shooting area

GUN READY CONDITION: Gun loaded and holstered

SCORING: Comstock 8_ rounds, _40_ points

TARGETS: _3_ IPSC, PP, 2 USP, _ Plates

SCORED HITS: Best 2 per paper, KD steel = 1A

START-STOP: Audible - Last shot

STAGE PROCEDURE: on signal engage targets as they become visible

RULES: USPSA current edition

NOTES: *ALL walls are floor to ceiling.*

